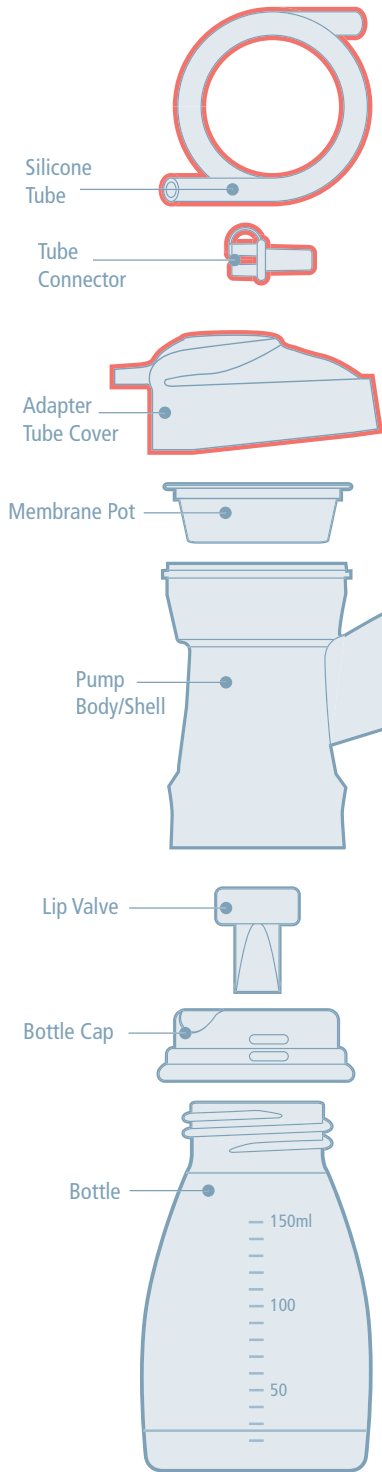




ARDO PumpSets User Instructions

"100% effective against contamination"

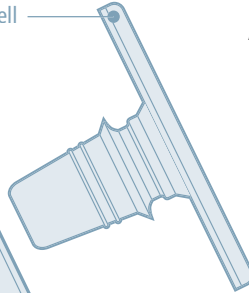


To Sterilise before first use each day

1. Boil all parts-except Silicone Tube, Tube Connector and Adapter Tube Cover for 20 minutes maximum.
2. Carefully drain hot water, remove all parts when cool enough to touch.
3. Fully air dry on clean towel or drying rack before assembly and use.
4. Cover parts with clean towel if not planning to use again soon.



Optional Use OptiFlow – requires 31mm Breast shell

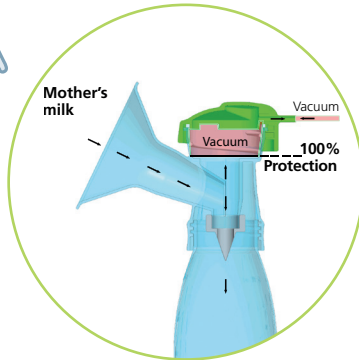


Do not boil or wash Silicone Tube, Tube Connector and Adapter Tube Cover



Maximum Safety and Hygiene

The silicone membrane pot integrated into the PumpSet is at the heart of our "VacuuSeal" technology. This technology ensures that there is a total barrier between the breast milk any pathogenic agents. "VacuuSeal" guarantees protection of the breast, breast milk and the pump against contamination. Components such as the silicone tubing do not have to be boiled/sterilised before use.



Cleaning the PumpSets

Before each use

Always wash hands well with soap and water. Do not use solvents or abrasives.

After each use

- Take apart collection set to clean.
- Rinse any milk from pump parts with cool water.
- Wash all parts-except tubing, snap-on lid and dual kit connector in hot, soapy water.
- Rinse well with hot, clean water.
- Fully air dry parts on clean towel or drying rack before assembly and next use.
- Cover parts with clean towel if not planning to use again soon.

Breastshields and bottles can be washed on the upper rack of a dishwasher. Wash diaphragms and white valves gently by hand. Do not use a brush to clean the valve.

ARDO PumpSets can be sterilised using a microwave steriliser or microwave sterilising bags - please refer to the manufacturers instructions.

"The products featured in this literature, and their packaging, do not contain natural rubber latex nor do their suppliers add natural rubber latex to their production processes".

